



District Report Card: 2017


State: Punjab	District: Amritsar
Class: 3	Subject: Language
Schools: 61	Students: 960


Participation/Coverage


Students

<div>GENDER</div> <div></div>	Boys				Girls			
	Number		%		Number		%	
	453		47.19		507		52.81	

<div>AREA</div> <div></div>	Rural				Urban			
	Number		%		Number		%	
	851		88.65		109		11.35	

<div>CATEGORY</div> <div></div>	SC		ST		OBC		GEN	
	Number	%	Number	%	Number	%	Number	%
	728	75.83	0	0.00	96	10.00	136	14.17

<div>CWSN</div> <div></div>	LD	VI	HI	S&LD	ID	Oth
	0	0	0	3	8	14

<div>Management</div> <div></div>	Government			Government-aided		
	Number		%	Number		%
	859		89.48	101		10.52

Average Performance of Students in Language (%)

Overall	Gender		Area		Management		Social Group			
	Male	Female	Rural	Urban	Govt.	Aided	SC	ST	OBC	GEN
63.88	62.75	64.88	63.02	70.58	62.86	72.54	61.82	0.00	67.22	72.50

Performance on Learning Outcomes (LOs)

Learning Outcomes	Description	Average Performance(%)
L304	Reads small texts with comprehension i.e., identifies main ideas, details, sequence and draws conclusions	64.72
L312	Reads printed scripts on the classroom walls: poems, posters, charts etc.	62.19

Range of Performance of Students who Answered Correctly							
Below 30%		30% - 50%		50% - 75%		Above 75%	
Number	%	Number	%	Number	%	Number	%
93	9.69	185	19.27	343	35.73	339	35.31

Lowest Performing Learning Outcomes (LOs)

1 - Reads printed scripts on the classroom walls: poems, posters, charts etc. (62.19)

2 - Reads small texts with comprehension i.e., identifies main ideas, details, sequence and draws conclusions (64.72)